



1. I have been told about the study and I know why it is being done and what to do. I know that I do not have to do it if I do not want to. If I have questions I can ask my teacher. I know that I can stop at any time.

		Response Percent	Response Count
I understand and will begin the survey.		100.0%	62
I would rather not do it.		0.0%	0
		answered question	62
		skipped question	0








2. Where do you go to school?

		Response Percent	Response Count
IS 5		0.0%	0
IS 10		0.0%	0
IS 61		0.0%	0
IS 72		100.0%	62
IS 73		0.0%	0
IS 77		0.0%	0
IS 89		0.0%	0
IS 91		0.0%	0
IS 93		0.0%	0
IS 125		0.0%	0
IS 126		0.0%	0
IS 141		0.0%	0
IS 144		0.0%	0
IS 145		0.0%	0
IS 157		0.0%	0
IS 185		0.0%	0
IS 189		0.0%	0
IS 204		0.0%	0
IS 217		0.0%	0
IS 230		0.0%	0
IS 237		0.0%	0
PS 12		0.0%	0
PS 14		0.0%	0







PS 19	0.0%	0
PS 30	0.0%	0
PS 54	0.0%	0
PS 76	0.0%	0
PS 92	0.0%	0
PS 111	0.0%	0
PS 127	0.0%	0
PS 151	0.0%	0
PS 153	0.0%	0
Al-Iman School	0.0%	0
Al-Manoor School	0.0%	0
Bais Yaakov Academy	0.0%	0
Bnos Malka Academy	0.0%	0
El-Ber Islamic School	0.0%	0
Flushing High School	0.0%	0
Forest Hills HS	0.0%	0
Grover Cleveland HS	0.0%	0
Jamaica HS	0.0%	0
John Bowne High School	0.0%	0
Hevach High School	0.0%	0
Long Island City High School	0.0%	0
Machon Academy	0.0%	0
Martin Luther HS	0.0%	0
The Muslim Center Elementary School	0.0%	0
Newcomers High School	0.0%	0

Newtown HS	0.0%	0
Our Lady of Mercy	0.0%	0
Our Lady of Sorrows	0.0%	0
Queens Academy HS	0.0%	0
Queens Lutheran School	0.0%	0
Queens Vocational HS	0.0%	0
Razi School	0.0%	0
Redeemer Lutheran	0.0%	0
Resurrection Ascension School	0.0%	0
St. Adalbert	0.0%	0
St. Francis of Assisi School	0.0%	0
St. John Lutheran School	0.0%	0
St. Kevin School	0.0%	0
St. Mel School	0.0%	0
St. Nicholas of Tolentine	0.0%	0
St. Raphael School	0.0%	0
Sacred Heart School	0.0%	0
Shaarei Zion Ohel Bracha	0.0%	0
Tiferes Torah Institute	0.0%	0
William Cullen Bryant High School	0.0%	0
Yesheiva Tifereth Moshe	0.0%	0
Yeshivat Our Haim	0.0%	0
Other	0.0%	0
other school (please specify)		2
answered question		62




3. What grade are you in?

		Response Percent	Response Count
6th		0.0%	0
7th		61.3%	38
8th		38.7%	24
9th		0.0%	0
10th		0.0%	0
11th		0.0%	0
12th		0.0%	0
answered question			62
skipped question			0




4. How often do you use your computer at home for homework?

		Response Percent	Response Count
I don't have a computer at home		10.2%	6
I don't use my home computer for homework		1.7%	1
A few times a year		13.6%	8
About once a month		8.5%	5
About once a week		20.3%	12
Almost every night		45.8%	27
answered question			59
skipped question			3






5. Compared to last year, this year my teachers are using computers...

		Response Percent	Response Count
less		22.0%	13
about the same amount		32.2%	19
more		45.8%	27
answered question			59
skipped question			3






6. Compared to last year, this year students in my grade are using computers...

		Response Percent	Response Count
less		20.3%	12
about the same amount		42.4%	25
more		37.3%	22
answered question			59
skipped question			3






7. During this school year, how much time per week did you spend using computers in your class(es)?

		Response Percent	Response Count
Not at all		15.3%	9
Less than one period per week		22.0%	13
1 or 2 periods (or a double period) per week		50.8%	30
3 to 4 periods per week		10.2%	6
More than 4 periods per week		1.7%	1
answered question			59
skipped question			3






8. During this school year, I typed up reports and assignments.

		Response Percent	Response Count
Never		12.0%	6
A few times a year		10.0%	5
About once a month		20.0%	10
About once a week		40.0%	20
Almost every day		18.0%	9
answered question			50
skipped question			12






9. During this school year, I made spreadsheets and graphs.

		Response Percent	Response Count
Never		34.0%	17
A few times a year		18.0%	9
About once a month		20.0%	10
About once a week		16.0%	8
Almost every day		12.0%	6
answered question			50
skipped question			12






10. During this school year, I used blogs to communicate with other students and teachers

		Response Percent	Response Count
Never		38.0%	19
A few times a year		12.0%	6
About once a month		4.0%	2
About once a week		30.0%	15
Almost every day		16.0%	8
answered question			50
skipped question			12






11. During this school year, I did research on the Internet for a report or assignment.

		Response Percent	Response Count
Never		8.0%	4
A few times a year		16.0%	8
About once a month		14.0%	7
About once a week		46.0%	23
Almost every day		16.0%	8
answered question			50
skipped question			12






12. During this school year, I made a PowerPoint presentation.

		Response Percent	Response Count
Never		48.0%	24
A few times a year		16.0%	8
About once a month		14.0%	7
About once a week		20.0%	10
Almost every day		2.0%	1
answered question			50
skipped question			12






13. During this school year, I used the computer to make a graphic novel.

		Response Percent	Response Count
Never		86.0%	43
A few times a year		6.0%	3
About once a month		4.0%	2
About once a week		2.0%	1
Almost every day		2.0%	1
answered question			50
skipped question			12





14. During this school year, I took a test on the computer.

		Response Percent	Response Count
Never		40.0%	20
A few times a year		22.0%	11
About once a month		26.0%	13
About once a week		8.0%	4
Almost every day		4.0%	2
answered question			50
skipped question			12






15. During this school year, I used a computer program to improve my study skills or learning skills.

		Response Percent	Response Count
Never		24.0%	12
A few times a year		12.0%	6
About once a month		26.0%	13
About once a week		22.0%	11
Almost every day		16.0%	8
answered question			50
skipped question			12






16. During this school year, I made or listened to a podcast.

		Response Percent	Response Count
Never		64.0%	32
A few times a year		16.0%	8
About once a month		14.0%	7
About once a week		6.0%	3
Almost every day		0.0%	0
answered question			50
skipped question			12





17. During this school year, I made or edited a webpage or worked in a web environment, like a wikispace.

		Response Percent	Response Count
Never		78.0%	39
A few times a year		8.0%	4
About once a month		4.0%	2
About once a week		8.0%	4
Almost every day		2.0%	1
answered question			50
skipped question			12






18. This school year, I collected data using equipment that go with the computer, like probes or PDAs.

		Response Percent	Response Count
Never		84.0%	42
A few times a year		6.0%	3
About once a month		6.0%	3
About once a week		2.0%	1
Almost every day		2.0%	1
answered question			50
skipped question			12












19. This school year, I made or edited a video or movie.

		Response Percent	Response Count
Never		80.0%	40
A few times a year		16.0%	8
About once a month		2.0%	1
About once a week		0.0%	0
Almost every day		2.0%	1
answered question			50
skipped question			12

20. During the past school year, I created or contributed to a web-based map or timeline.

		Response Percent	Response Count
Never		68.0%	34
A few times a year		18.0%	9
About once a month		6.0%	3
About once a week		6.0%	3
Almost every day		2.0%	1
answered question			50
skipped question			12

21. In which classes do you use technology. (Check all that apply)

		Response Percent	Response Count
Math		22.0%	11
Sciences		46.0%	23
English Language Arts		54.0%	27
Social Studies		56.0%	28
Art		10.0%	5
Music		8.0%	4
Physical Education/Gym		4.0%	2
ESL or ELL		2.0%	1
Computer Class		82.0%	41
Multi-Media		8.0%	4
None of the Above		2.0%	1
Other (please specify)			0
answered question			50
skipped question			12

22. How well do you know how to use the following equipment, applications or web sites?

	I never tried	I know the basics	I'm pretty good	I'm an expert	Response Count
Digital camera or video	0.0% (9)	0.0% (10)	0.0% (25)	0.0% (14)	0
Audacity or GarageBand	0.0% (41)	0.0% (7)	0.0% (5)	0.0% (5)	0
iMovie or Movie Maker	0.0% (28)	0.0% (17)	0.0% (7)	0.0% (6)	0
Wikispaces	0.0% (36)	0.0% (14)	0.0% (4)	0.0% (4)	0
NYLearns	0.0% (41)	0.0% (9)	0.0% (4)	0.0% (4)	0
Teacher/Class Blogs	0.0% (25)	0.0% (14)	0.0% (12)	0.0% (7)	0
Google Maps	0.0% (7)	0.0% (19)	0.0% (15)	0.0% (17)	0
Comic Life	0.0% (35)	0.0% (10)	0.0% (6)	0.0% (7)	0
answered question					58
skipped question					4

23. How much do you agree with these statements?

	Strongly Disagree	Disagree	Agree	Strongly Agree	Rating Average	Response Count
I am able to learn more when I use computers in my school.	0.0% (3)	0.0% (6)	0.0% (34)	0.0% (14)	0.00	0
I work harder on my assignments when I am using a computer.	0.0% (5)	0.0% (4)	0.0% (32)	0.0% (16)	0.00	0
I would be a better student if I got to use technology more in school.	0.0% (5)	0.0% (5)	0.0% (24)	0.0% (23)	0.00	0
Teachers in this school know a lot about how to use computers to help students learn more.	0.0% (7)	0.0% (10)	0.0% (28)	0.0% (12)	0.00	0
There are enough computers in my school for students to use for their schoolwork.	0.0% (8)	0.0% (12)	0.0% (29)	0.0% (7)	0.00	0
I am using computers in my class (es) in ways that other students in this school are not.	0.0% (10)	0.0% (27)	0.0% (17)	0.0% (3)	0.00	0
I have shown other students how to do things with computers.	0.0% (5)	0.0% (10)	0.0% (30)	0.0% (12)	0.00	0
I have shown a teacher how to do things with computers.	0.0% (11)	0.0% (21)	0.0% (14)	0.0% (9)	0.00	0
I use computers more in my class (es) than other students in this school	0.0% (17)	0.0% (25)	0.0% (11)	0.0% (4)	0.00	0
answered question						57
skipped question						5